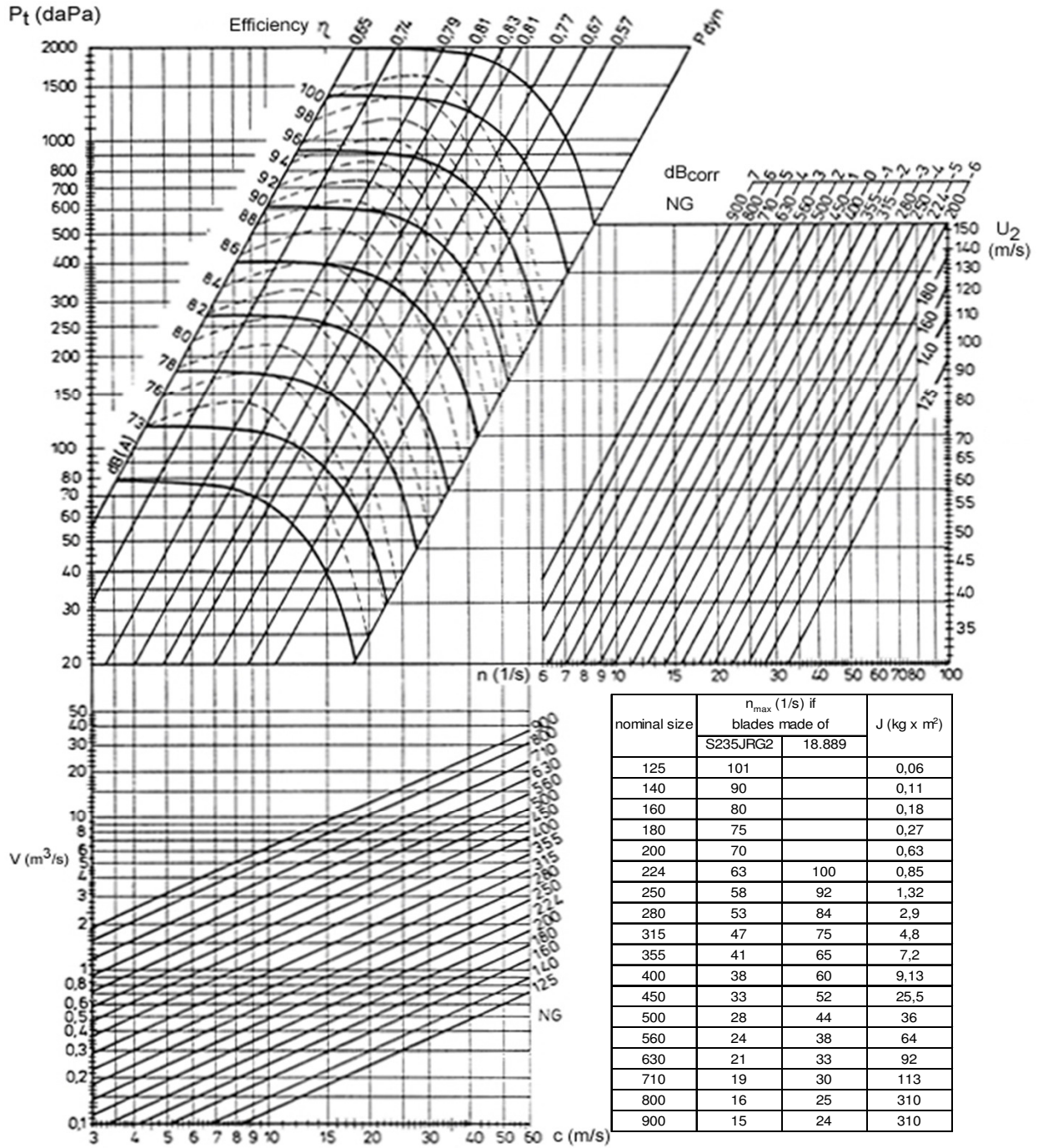

High Efficiency Radial Fans

Series VH2S



Vantilatör İmalat Sanayi
ve Ticaret Ltd. Şti.

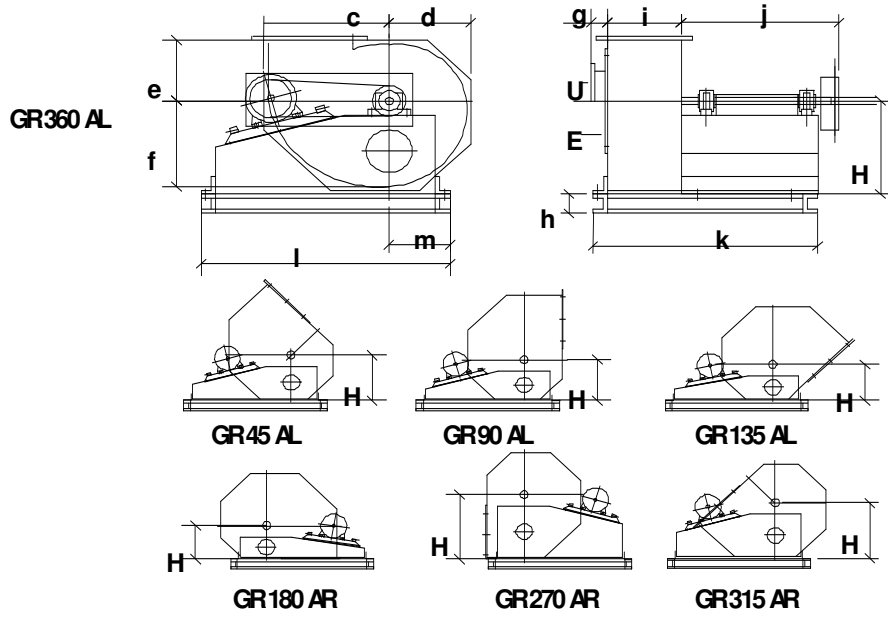
Series VH2S - characteristic curve NS 125 - 900



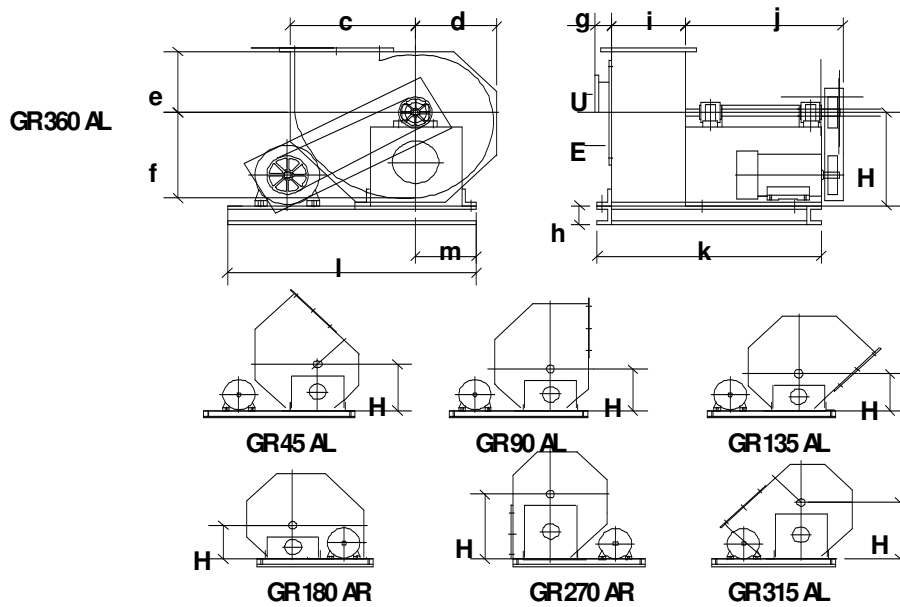
Spiral housing positions and dimensions



Outlay Standard 'Rs'

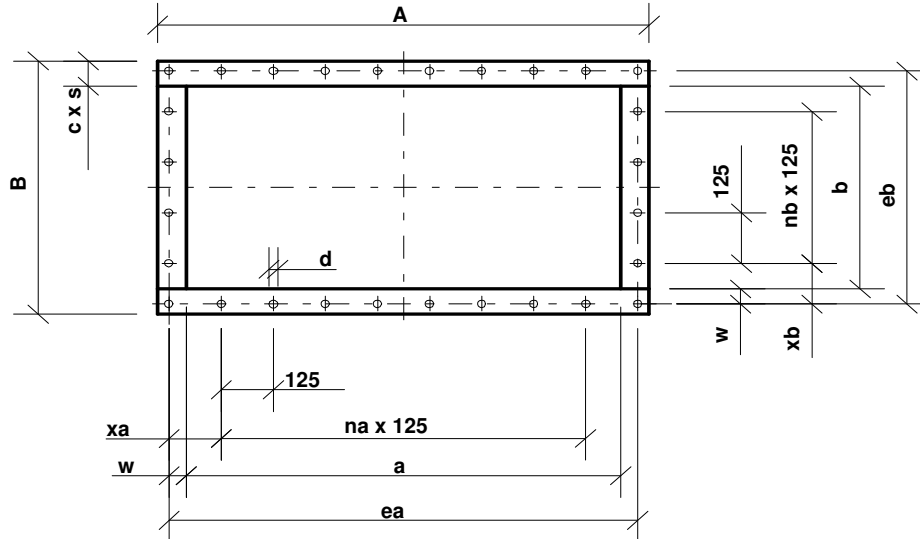


Outlay standard 'R'



nominal size NS		125	140	160	180	200	224	250	280	315	355	400
height dimension dependent on housing position	45°	220	255	285	315	350	390	430	485	545	615	690
	90°	210	245	270	300	330	370	410	460	520	585	655
	135°	220	235	260	285	315	350	395	440	495	555	625
	180°	200	230	255	280	310	340	380	425	480	540	605
	270°	285	320	350	385	430	470	525	585	660	745	830
	315°	250	285	315	350	385	430	480	540	605	680	760
	360°	235	270	300	330	370	410	455	510	575	640	725
nominal size Ø		125	140	160	180	200	224	250	280	315	355	400
outlet dimensions	a	162	182	202	226	252	282	317	357	402	452	502
	b	92	108	120	134	142	162	182	202	226	252	282
spiral housing dimensions	c	253	291	325	360	400	445	500	560	630	710	795
	d	205	238	265	295	325	365	405	455	515	580	650
	e	188	220	245	270	300	330	370	415	470	530	595
	f	223	254	284	316	354	395	442	497	561	632	711
	g	60	60	60	60	60	60	60	60	60	60	60
	h	80	80	80	100	100	120	120	160	160	200	200
	i	90	106	118	132	140	160	180	200	224	250	280
	j	510	530	530	560	60	930	1000	1150	1300	1300	1300
	k	560	600	600	640	760	1000	1100	1200	1400	1400	1400
	l	800	950	950	1000	1000	1200	1500	1550	2300	2300	2300
	m	170	170	170	170	190	190	230	280	310	400	400
max. motor size		90S	90L	100L	100L	112M	132M	160L	200L	225M	280S	280M
j = approximate dimensions, from NS 355 on R - version, flanges DIN 24154 part2 row2 from NS 800 on horizontal divided, pressure frame DIN 24193 part3 row3												
nominal size NS		450	500	560	630	710	800	900				
height dimension dependent on housing position	45°	765	855	965	1085	1225	1370	1525				
	90°	725	815	915	1035	1165	1305	1445				
	135°	695	785	875	985	1105	1245	1385				
	180°	670	750	840	950	1070	1200	1330				
	270°	915	1020	1140	1285	1440	1610	1800				
	315°	845	955	1075	1205	1355	1525	1685				
	360°	805	905	1015	1145	1285	1445	1605				
nominal size Ø		450	500	560	630	710	800	900				
outlet dimensions	a	562	632	712	802	902	1002	1122				
	b	317	357	402	452	502	562	632				
spiral housing dimensions	c	880	1000	1120	1260	1420	1590	1760				
	d	720	810	910	1030	1160	1300	1440				
	e	660	740	830	940	1060	1190	1320				
	f	790	884	994	1122	1264	1422	1580				
	g	100	100	100	100	100	100	150				
	h	200	200	240	240	240	240	280				
	i	315	355	400	450	500	560	630				
	j	1460	1460	1480	1630	1680	1770	2080				
	k	1600	1600	1700	1900	2000	2150	2500				
	l	2700	2700	2700	2700	2800	2900	2900				
	m	500	500	500	500	550	550	600				
max. motor size		315S	315M	315M	315L	355M	355L	400M				

Sheet with flange dimension for pressure side of VH2S fans DIN 24293 part 3 Row 3



Size	edge lenght								num. of divisions		num. of holes		Profil		
	A	B	a	b	ea	eb	xa	xb	na	nb	nea	neb	w	d	cxs*
125	222	152	162	92	196	126	98								
140	242	168	182	108	216	142	108				2				
160	262	180	202	120	236	154	118	77							
180	286	194	226	134	260	168	130	84			3				
200	312	202	252	142	286	176	143	88						17	10
224	342	222	282	162	316	196	158	98							
250	377	242	317	182	351	216	113	108							
280	417	262	357	202	391	236	133	118	1						
315	462	286	402	226	436	260	155,5	130			4				
355	562	312	452	252	512	286	68,5	143							
400	602	382	502	282	562	342	93,5	158							
450	662	417	562	317	622	377	123,5	113							
500	732	457	632	357	692	417	158,5	133	3		6				
560	812	502	712	402	772	462	73,5	155,5		1		4			
630	902	552	802	452	862	512	118,5	68,5	5					30	14
710	1002	602	902	502	962	562	168,5	93,5			8				
800	1102	662	1002	562	1062	622	93,5	123,5		3		6			
900	1242	732	1122	632	1192	692	158,5	158,5	7		10			35	18,5

The Venttek-High-Efficiency-Fan Program furthermore contains:

- Industrial fans in radial construction
- Smoke gas fans
- Multiple stage fans
- Pressure and shock resistant fans
- High pressure fans
- Hot gas fans
- Built-in fans without casing
- Portable fans in radial and axial design in explosion proof construction for zone I and II

We would be pleased to give you further information.



Head Office : Çobançeşme Mahallesi, Sanayi Caddesi
Genç Osman Sokak, No.16
Yenibosna / İstanbul / Türkiye
☎ : (0212) 551 1112
Fax : (0212) 654 2776

Factory : Aşağı Sevindikli Köy Yolu Üzeri
Muratlı / Tekirdağ / Türkiye
☎ : (0282) 373 7088
Fax : (0282) 373 7087

✉ : info@incircioglu.com
www.venttek.com
www.incircioglu.com

